








IP65 - bianco RAL 9003  
IP65 - RAL 9003 white

		Descrizione <i>Description</i>	Info	€	□	□
		<b>Q6506</b> Quadro 6 mod. DIN - dimensioni (L H P): 225x260x138 mm 6 DIN mod. distribution board - dimensions (L H D): 225x260x138 mm	*21W		1	1
<b>Q6506</b>	<b>Q6508</b>	<b>Q6508</b> Quadro 8 mod. DIN - dimensioni (L H P): 260x260x138 mm 8 DIN mod. distribution board - dimensions (L H D): 260x260x138 mm	*23W		1	1
		<b>Q6512</b> Quadro 12 mod. DIN - dimensioni (L H P): 330x260x138 mm 12 DIN mod. distribution board - dimensions (L H D): 330x260x138 mm	*26W		1	1
<b>Q6512</b>	<b>Q6524</b>	<b>Q6524</b> Quadro 24 (2x12) mod. DIN - dimensioni (L H P): 330x420x138 mm 24 (2x12) DIN mod. distribution board - dimensions (L H D): 330x420x138 mm	*37W		1	1
		<b>Q6536</b> Quadro 36 (3x12) mod. DIN - dimensioni (L H P): 330x580x138 mm 36 (3x12) DIN mod. distribution board - dimensions (L H D): 330x580x138 mm	*52W		1	1
<b>Q6536</b>	<b>Q6554</b>	<b>Q6554</b> Quadro 54 (3x18) mod. DIN - dimensioni (L H P): 435x580x138 mm 54 (3x18) DIN mod. distribution board - dimensions (L H D): 435x580x138 mm	*60W		1	1
		<b>Q6572</b> Quadro 72 (4x18) mod. DIN - dimensioni (L H P): 435x845x138 mm 72 (4x18) DIN mod. distribution board - dimensions (L H D): 435x845x138 mm	*89W		1	1

\*Pde = massima potenza dissipabile \*Pde = dissipating power

Colore RAL 9003  
Colour RAL 9003

SCATOLE CONTENITORI  
CENTRALINI  
BOXES ENCLOSURES  
CONSUMER UNITS